

## ECOXBT

Model no.: GDI-EGBT500/501/507

The ECOXBT by ECOXGEAR is a unique portable audio system combining Bluetooth, Lithium Ion Battery & Waterproof Technologies. The result is a shock resistant, floating, waterproof, full range rechargeable wireless speaker system. Do everything from stream & play your music from your Bluetooth enabled Smartphone or audio device, to answering your calls over the built-in speaker phone!

## FEATURES & OPERATION

**Diagram 1. Top Panel, Buttons & Indicators**




### POWER ON / OFF

Press & release **POWER** button 1 time, wait approx. 3 seconds for 1 short beep tone indicating unit is powered ON



### BATTERY INDICATOR

Connect USB to power source. LED indicates charging status.  
RED: charge in process  
GREEN: full charge complete

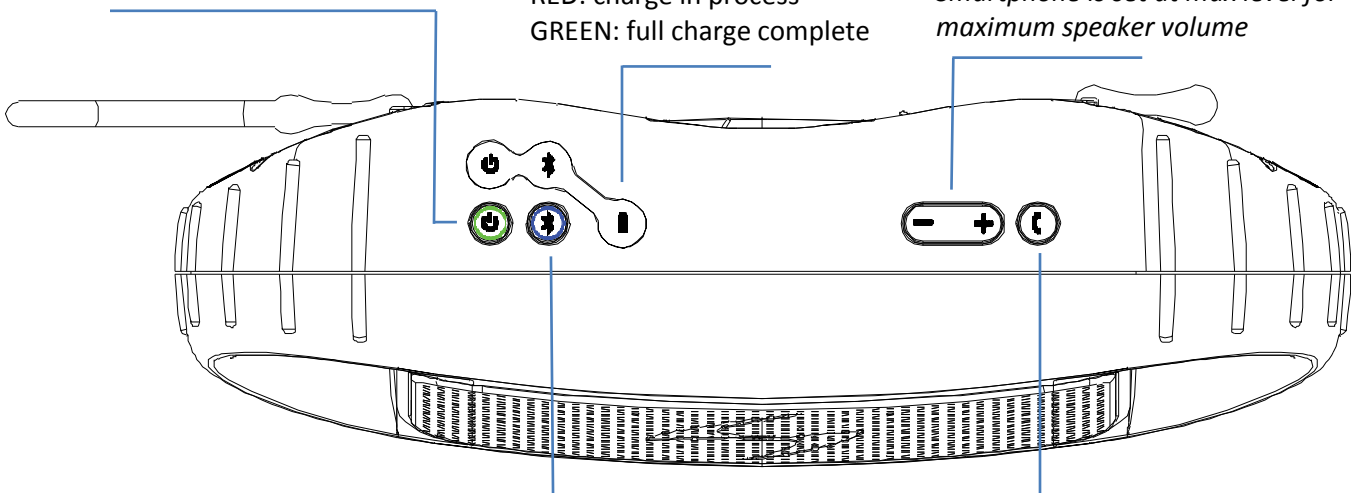


### SPEAKER VOLUME

Press [ - ] to decrease volume,  
Press [ + ] to increase volume

**NOTE:** 1 short beep tone will sound when max vol. setting is reached on the ECOXBT

**NOTE:** ensure the volume setting on your Smartphone is set at max level for maximum speaker volume



### PAIR /CONNECT with BLUETOOTH (required to PLAY your audio)

**STEP 1.** Find & enable the Bluetooth Section on your Smartphone /Audio Device and select the option to “Search for a Device” to search for Bluetooth signal

**STEP 2.** Press & release Bluetooth **PAIRING** button on the ECOXBT top panel & wait approx. 3 seconds for unit to search for your Smartphone /Audio Device’s Bluetooth signal

**NOTE:** The blue LED on the top panel will blink quickly & 2 short beep tones will indicate the Bluetooth function has been selected & awaits pairing

**STEP 3.** Find ‘**ECOXGEAR**’ as a selection on your Smartphone /Audio Device  
Select ‘**ECOXGEAR**’ in order to pair with the ECOXBT unit

**NOTE:** 2 short, briefly separated beep tones will sound to indicate successful pairing & the quick flashing blue LED on the top panel will turn solid blue

**STEP 4.** Find your music section on your device, press **PLAY & LISTEN** to your music!



### ANSWER CALLS

(MUST be paired with Bluetooth)

Press the button to answer incoming calls from your Smartphone. Listen to the caller over ECOXBT speakers & talk over the built-in Microphone (mic)

## MICROPHONE (MIC) & SPEAKERPHONE SYSTEM

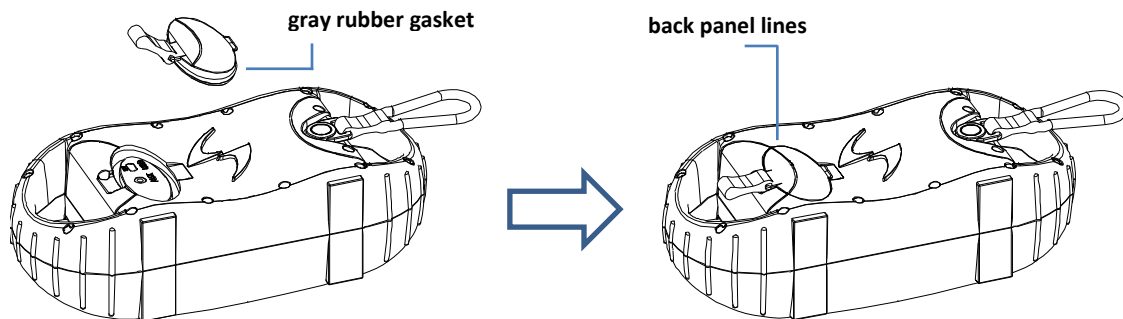
The MIC is located on the bottom front left section of the front panel & is designed for use with the Bluetooth speakerphone system. For best results, speak within 18" of the MIC during a call.

## CAP, AUX-IN, CHARGING & USB CONNECTION

USB power & 3.5mm AUX-IN connections are under the CAP. Remove the CAP to access the connections.

**IMPORTANT** IF the CAP is off or not securely closed, the unit is NOT watertight. In order to ensure the unit is watertight the **back panel CAP** MUST be closed securely. To securely close the back panel CAP, the CAP MUST be inserted so that the lines on the CAP align with the **back panel lines** and the top of the CAP is pushed flush with the back surface of the unit so that the **gray rubber gasket** around the edge of the CAP cannot be seen.

**Diagram 2. Back Panel Cap & Connections**



**NOTE:** A removable LANYARD is included with the ECOXBT and is intended to assist in avoiding misplacing the back panel CAP. Attach one end to the nylon tab on the CAP and the other end to the handle.

## AUX-IN

AUX-IN can be used as an optional connection to play an audio device using a 3.5mm audio cable connection.

## CHARGING & USB CONNECTION

- Charge the built-in rechargeable battery using the USB cord (included) connected to your computer OR connected to the USB-to-AC power adapter (included) and a wall power outlet.
- When connected to a power source via the USB connection on the back panel, the Battery LED on the top panel (*refer to Diagram 1.*) will indicate the power status. IF not connected, the LED will NOT indicate the power status. A RED LED indicates charging is in progress. A GREEN LED indicates the battery is fully charged.
- The Power LED will flash 2 times quickly every 30 seconds when approx. 30 minutes of playtime remain.

**NOTE:** ECOXBT can charge while playing audio. Be sure to plug the USB into the desired power source prior to playing audio or unit may need to be restarted

## SPECIFICATIONS

Output Power:	RMS 6W (3 Watt x2 speakers /4 ohms)	S/N Ratio:	88db +/- 3dB
Frequency Range:	135Hz-17,000Hz	Unit Size:	2.8" x 9.0" x 4.0"
Power Source:	Lithium Ion 3.7V 1800mAh Battery	Unit Weight:	1.5lb Storage Battery
Playtime:	10 + hours from full charge	Temperature:	14°F to 131°F
Charging Options:	USB to AC adapter or Computer	Operating Temperature:	23°F to 104°F
Charging Time:	Approximately 2 ½ hours	Waterproof Rating:	IPX8

## IN THE BOX

- ECOXBT unit
- USB Cable
- USB-to-AC Power Adapter (for use with the USB Cable)
- Lanyard (for use with the back panel Cap)
- User Guide

**FCC Compliance Statement & Warning:** This device has been tested & found to comply with the limits for a Class B digital device, pursuant to Part 15 of the FCC Rules. These limits are designed to provide reasonable protection against harmful interference in a residential installation. The device generates, uses & can radiate radio frequency energy & if not installed & used in accordance with instructions may cause harmful interference to radio communications. There is no guarantee that interference will not occur in a particular installation IF this device causes interference to radio or television reception try one of these measures: reorient or relocate the receiving antenna, increase separation between device & receiver, connect the device into an outlet on a circuit different from that to which the receiver is connected, consult a dealer or experienced radio / TV technician for assistance. Changes or modifications not expressly approved by the party responsible for compliance could void the user's authority to operate the device and/or void the manufacturer's limited warranty.

**SAFETY ADVISORY & WARNING:** Follow all instructions. Use only as intended.

**CAUTION:** Do NOT open to repair. A qualified technician must carry out repair work.

**WARNING:** This product may contain chemicals listed in Proposition 65 ([http://www.oehha.ca.gov/prop65/prop65\\_list/Newlist.html](http://www.oehha.ca.gov/prop65/prop65_list/Newlist.html))

**WARNING:** ECOXBT has a built-in Lithium Ion battery. The battery must NOT be used in or near an open heat source or excessive heat.

**ATTENTION:** Do NOT dispose of in a landfill. Contact Grace Digital at <http://www.gracesupport.com/> or a certified recycling agent to dispose of the unit.

## CARE, MAINTENANCE & PRECAUTIONS

1. Although the unit is waterproof when the CAP is properly closed, the unit is NOT designed for use under water. Do NOT intentionally submerge the unit underwater.
2. Close the CAP properly before use, see 'diagram 2' for reference. If the unit is placed in water without the cap properly closed, water may enter into the unit and void your warranty.
3. Dry unit completely before opening the cap. Do NOT open the cap if wet or in a wet environment.
4. Do NOT apply excessive force to any surfaces of the unit when wet or in a wet environment.
5. Do NOT use or store the unit in places with high temperature.
6. AVOID direct exposure to sunlight and strong magnetic fields.
7. Periodically check the rubber seal ring on the cap for premature wear.
8. Periodically clean the rubber seal ring with a soft moist cloth and ensure no objects such as dirt, hair, sand are on the rubber seal ring. Do NOT use any oily solvent or chemicals for cleaning.
9. Rinse off the unit with tap water after use in salt water or swimming pool.
10. Power the unit using the built-in rechargeable battery for portable use and connect the USB cord to a computer USB connection or to an AC outlet using the AC-to-USB cord adapter to charge unit.
11. Noise and audio distortion may occur when the batteries are nearing end of charge.
12. Do NOT remove the built-in battery. Do NOT remove the grill cover.

## LIMITED MANUFACTURER'S WARRANTY

The ECOXBT is covered by a 1 year limited warranty that covers defects in workmanship and / or materials for a period of 1 year from original purchase date. This warranty does not apply to any products which have been abused, neglected, modified or used for a purpose other than the one for which they were manufactured. Please refer to the above care and maintenance instructions for care details. The warranty is valid only for the original owner who purchases the unit from an authorized dealer. Transfers do not qualify for warranty protection. Grace Digital reserves the right to replace any out-of-stock or discontinued product with a comparable product. Discontinued products may not be available for warranty replacement. Any contents are NOT covered by the limited manufacturer's warranty. Warranty terms may be revised without notification at the discretion of the manufacturer. Please visit [www.ecoxgear.com](http://www.ecoxgear.com) for additional product & warranty information. ECOXBT by ECOXGEAR, a division of Grace Digital Inc., San Diego, California.



Visit us on Facebook



ECOXBT by ECOXGEAR, a division of Grace Digital Inc. Designed in California, Assembled in China. All rights reserved. The Trademark BlackBerry® is owned by Research In Motion Limited and is registered in the United States and may be pending or registered in other countries. Grace Digital Inc. is not endorsed, sponsored, affiliated with or otherwise authorized by Research In Motion Limited. iPod/ iTunes / iPhone / iPod Touch are a trademark Apple Inc. registered in the U.S. and other countries. Android and Android Market™ are trademarks of Google, Inc. Use of this trademark is subject to Google permission